

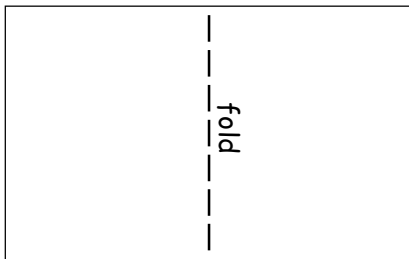
# "Magic Book" Fold



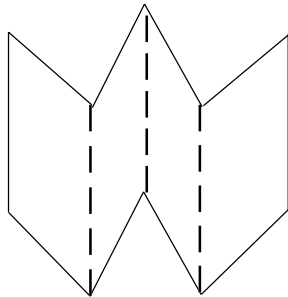
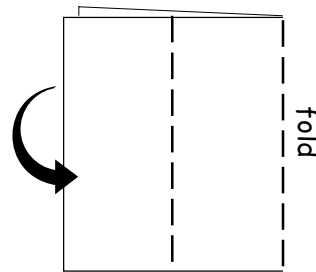
This idea, shared by Jeanne Troiano of Venice, Florida, lends itself perfectly to questions and answers. Children and teachers alike love this mystifying, fool-your-friends fold. It sounds complicated, but it's actually simple and works like a charm. Make one and watch the answers appear out of nowhere.

There are dozens of ways to use the secret panels: riddles, questions and answers, descriptions, color word families, contractions, compound words, weak verbs vs. strong verbs, characters and books, math facts, states and capitals, inventors, historians, etc.

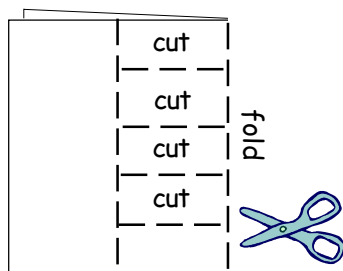
1. Fold a 9" x 12" sheet of construction paper in half.



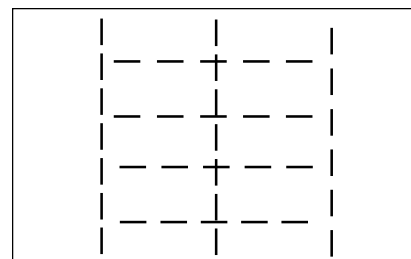
2. Fold each half back towards the center fold.



3. You end up with three creases. Now hold it in half just like step one.

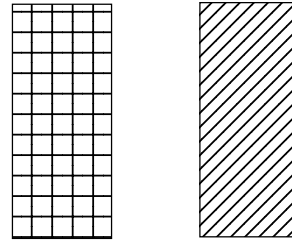


4. Make four even cuts from the center fold to the outer folds.

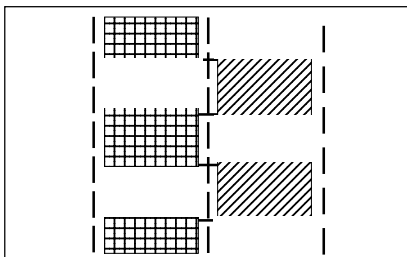


5. You'll end up with five strips on each side of the center fold.

6. Cut two strips  $2\frac{3}{4}$ " by 9" out of contrasting colored construction paper.



7. Weave the strips through the slits on both sides. At the top, start one strip OVER and one strip UNDER.



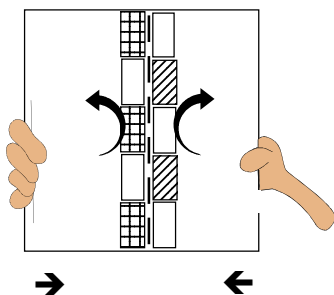
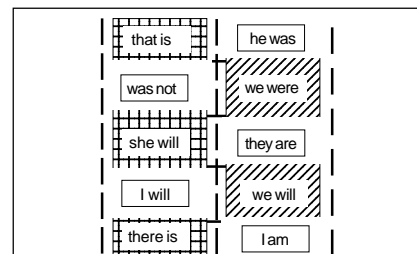
8. Create word lists that have two parts, such as riddles, questions and answers, etc. Cut out words to glue on the outside of the strips. Cut out words to glue on the inside of the secret panel.

The man in  
the yellow hat

*Curious  
George*

9. Glue one part of each word-question to the ten outside strips. The colors will alternate between the strip you have woven and the color of the original construction paper. Glue the matching word or answer to the same color strip on the inside secret panel.

When the book is flat, you cannot see the secret panel.



Push together, then separate the two middle strips.

10. Here's the FUN PART! To access the secret panel, hold the outer two sides as "handles." Push them together so the middle of the "magic book" sticks up straight. Use your fingers to separate the two middle strips. They are both different colors, so it's easy to tell them apart. Pull open the secret panel. The answers appear as if by magic. Look on the back: there's nothing there. Everyone who sees this goes wild!

# Riddles for "Magic Book"

What did the alien say to the gardener?	Take me to your weeder.	Why was Six afraid of Seven?	Because Seven Eight Nine.
Why did the ballerina wear a tutu?	Because one-ones were too small and three-threes were too big.	What did the digital watch say to his mom?	"Look Ma, no hands!"
Why can't you feed a teddy bear?	Because he's already stuffed!	What did the clock do after he ate dinner?	He went back for seconds.
What was the pirate movie rated?	Rated Ah-r-r-r!	What's in the middle of a jellyfish?	A jelly button.
What time is your dental appointment?	Tooth-Hurtie.	Why did the skeleton go to the butcher's?	Because he wanted to get a spare rib.
What do cows do for fun?	Go to the moo-vies.	What kind of cheese do basketball players like?	Swish cheese!
Why did the clown go to the doctor?	Because he felt funny.	What did the sand say when the tide came in?	"Long time no sea."
What did one firefly say to the other firefly?	"You glow, girl!"	What did one potato chip say to another?	"Shall we go for a dip?"
Why did the spider live in the computer?	So he could have his own website.	What did the guitar say to the rock star?	"Quit picking on me."